

 human touch®  
perfect chair®



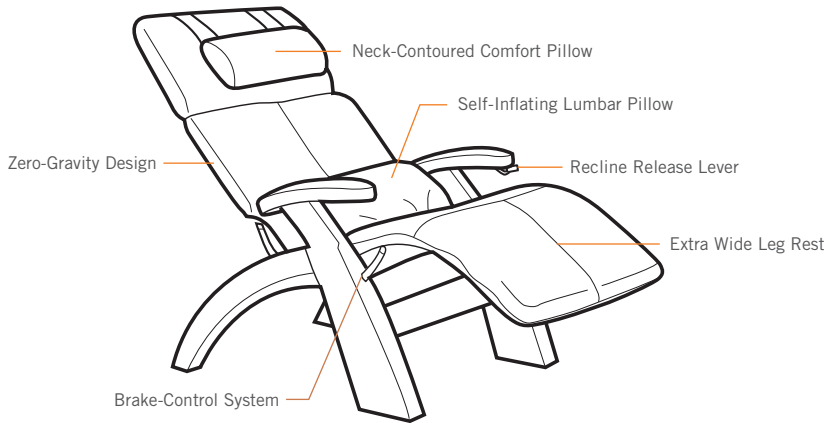
**pc 6**  
Zero-Gravity  
Recliner

## Perfect is a word that's often overused—but, sometimes it's the perfect description.

The Human Touch® Perfect Chair® PC-6 artfully blends the best of aesthetics, technology and wellness in a seating experience that transcends the highest standards of comfort. With the simple adjustment of a lever, the easy-glide recline system eases the body into a virtually weightless position, as it elevates the legs above the heart and relieves weight from the spine. This remarkable chair – inspired by the zero-gravity chaise developed by NASA to support astronauts during their ascent into orbit – relieves the soreness, tension and fatigue caused by the earth's constant pulling. And the PC-6's fixed-form seating position ensures maximum ergonomic posture at all recline angles, consistent with physician recommended sitting posture.

Beyond function, the PC-6 fits your sense of design as comfortably as it fits your body. With numerous color combinations of genuine leather/leather match, plush SofSuede™ and solid renewable plantation-grown parawood, this remarkable chair complements even the most sophisticated room décor—perfectly.

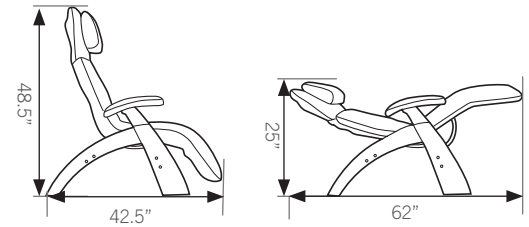
More Features For More Comfort



FEATURES:

- Easy-to-use brake-control system allows precise position control
- Adjustable neck-contoured comfort pillow allows you to customize angle of comfort for your head and neck
- Exclusive guide rail system ensures smooth recline
- Luxurious top-grain or aniline dyed leather/leather match upholstery
- Plush velvety SofSuede™

DIMENSIONS



BASE, FINISH

- PC-100-100-002 (Dark Walnut)
- PC-100-100-003 (Maple)
- PC-100-100-004 (Walnut)

PAD SET

- PC-PAD-400-020 (Black - Premium Leather/leather match)
- PC-PAD-400-021 (Cognac - Premium Leather/leather match)
- PC-PAD-400-007 (Black Leather/leather match)
- PC-PAD-400-008 (Chocolate - Leather/leather match)
- PC-PAD-400-009 (Green - Leather/leather match)
- PC-PAD-400-024 (Ivory - Bonded Leather)
- PC-PAD-400-011 (Mocha - Leather/leather match)
- PC-PAD-400-014 (Cashew - SofSuede™)
- PC-PAD-400-016 (Sage - SofSuede™)

3-Year Limited Warranty

THE WEIGHT IS OVER

The Perfect Chair is expertly engineered and crafted to defy gravity's adverse effects, placing the body in a position to restore its natural wellness. And incorporating only the finest designer materials and finishes, it's also pretty easy on the eyes.



EASY-GLIDE RECLINE SYSTEM

With the simple adjustment of a lever, quickly and smoothly ease back the Perfect Chair up to position your body in a state of virtual weightlessness for welcomed relief from gravity's adverse affects. Reclines all the way to a 170° position.




SOLID WOOD BASE

Using only 100% renewable, plantation-grown solid parawood, highly trained Human Touch master woodworkers hand-carve and hand-finish the signature balanced curves supporting the Perfect Chair. As one of the strongest woods on earth, the *Hevea Brasiliensis* (rubber tree) ensures durability and beauty for years of use. Choose from 3 attractive finishes.



RUGGED FRAME AND RAILS

The high-tensile-strength steel body frame is powder-coated with a durable and protective surface that ensures a long life free from rust and discoloration. And the graceful, nickel-plated guide rails ensure smooth recline motion.



GENUINE LEATHER/LEATHER MATCH

Using only top-grain hides from the U.S., Australia and Italy, adorned with beautiful French triple-stitch patterns, the single-pad-set construction is a seamless blend of opulence, quality and old-world craftsmanship. Select from 8 rich colors.